

Absorbent Glass Mat (AGM) technology for superior performance. Valve regulated, spill proof construction allows safe operation in any position. Approved for transport by air. D.O.T., I.A.T.A., F.A.A. and C.A.B. certified. U.L. recognized under file number MH 20567.

Maintenance-Free



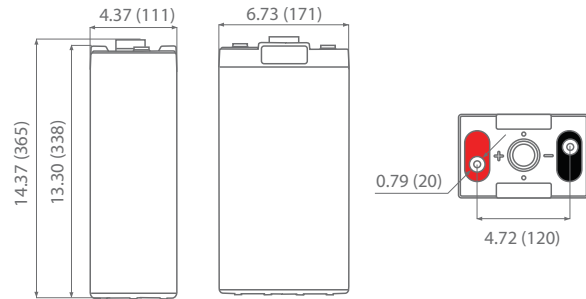
Due to continuous improvements to our products, product may vary slightly from depiction.

Specification

Nominal Voltage	2 Volts		
Nominal Capacity	77°F (25°C)		
20-hr. (10.0 A)	200 Ah		
10-hr. (18.6 A)	186 Ah		
5-hr. (34.0 A)	170 Ah		
1-hr. (120.0 A)	120 Ah		
Approximate Weight	27.56 lbs (12.5 kgs)		
Internal Resistance (approx.)	0.8 mW		
Shelf Life (% of normal capacity at 68° F (20° C))			
3 Months	6 Months	12 Months	
91%	83%	64%	
Temperature Dependency of Capacity	(20 hour rate)		
104° F (40°C)	77° F (25°C)	32° F (0°C)	5° F (-15°C)
102%	100%	85%	65%
AGM Operational Temperature			
Charge	32°F to 104°F (0°C to 40°C)		
Discharge	5°F to 113°F (-15°C to 45°C)		
AGM Storage Temperature	5°F to 104°F (-15°C to 40°C)		

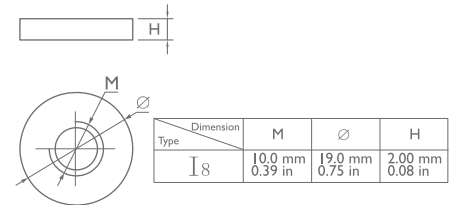
Charge Method (Constant Voltage)		
Cycle Use (Repeating Use)		
Initial Current	40 A	
Control Voltage	2.45 V	
Float Use		
Control Voltage	2.28 V	

Physical Dimensions: in (mm)



L: 4.37 in (111 mm)
W: 6.73 in (171 mm)
H: 13.30 in (338 mm)
TH: 14.37 in (365 mm)
 Tolerances are +/- 0.04 in. (+/- 1mm) and +/- 0.08 in. (+/- 2mm) for height dimensions. All data subject to change without notice.

Terminals



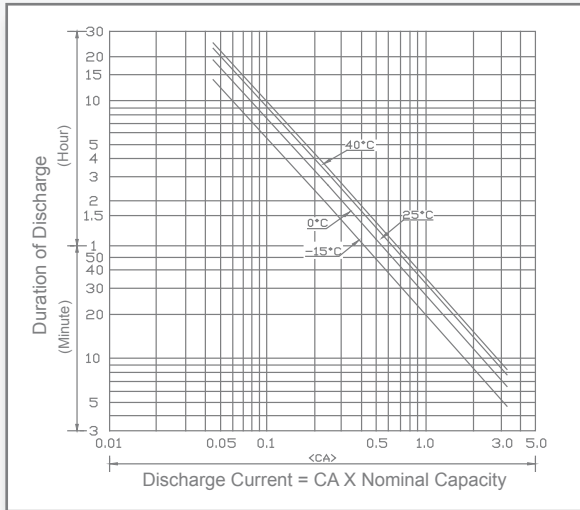
Constant Current Discharge Characteristics Unit:A (25°C, 77°F)

F.V/Time	15MIN	30MIN	60MIN	2HR	3HR	5HR	8HR	10HR	20HR	24HR
1.60	271	211	131	79	58	38	27	20	10.7	9.3
1.65	252	196	122	79	58	37	27	20	10.6	9.2
1.70	260	203	126	78	58	37	27	20	10.6	9.2
1.75	252	196	122	78	58	37	27	20	10.5	9.1
1.80	247	192	119	76	56	36	26	20	10.5	9.1

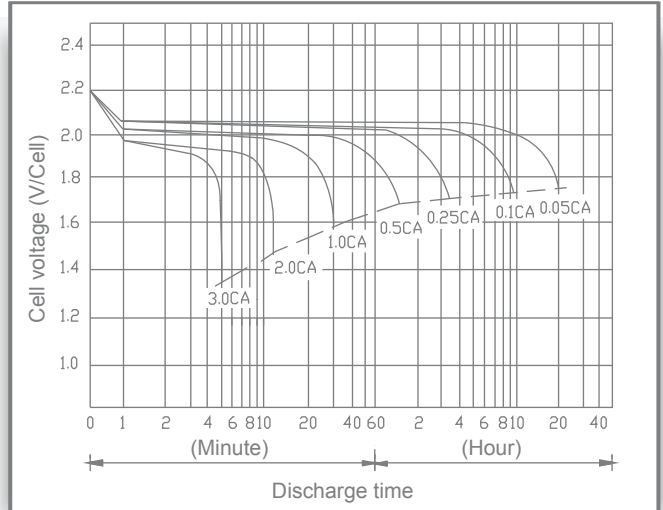
Constant Power Discharge Characteristics Unit:W (25°C, 77°F)

F.V/Time	15MIN	30MIN	60MIN	2HR	3HR	5HR	8HR	10HR	20HR	24HR
1.60	488	390	251	146	115	75	55	41	21	18.5
1.65	454	363	233	145	115	74	54	41	21	18.5
1.70	468	375	241	144	114	74	54	40	21	18.3
1.75	454	363	233	144	114	74	54	40	21	18.3
1.80	445	356	229	141	111	72	53	40	21	18.2

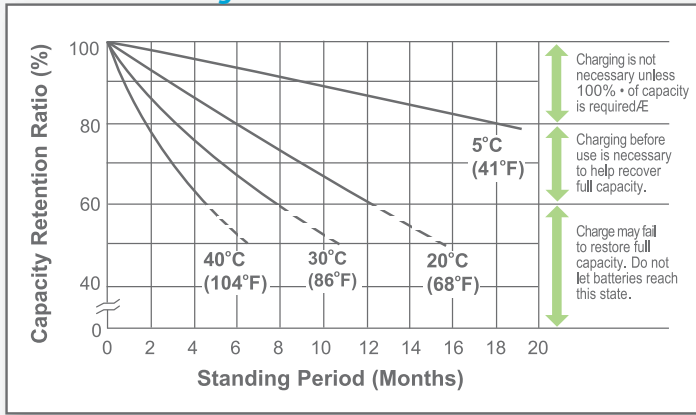
Discharge Time vs. Discharge Current



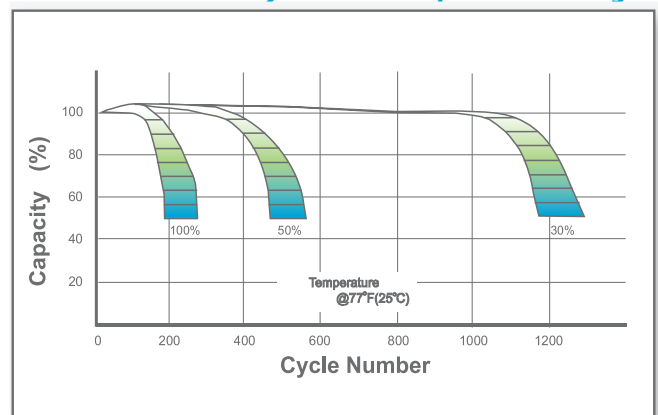
Discharge Characteristics



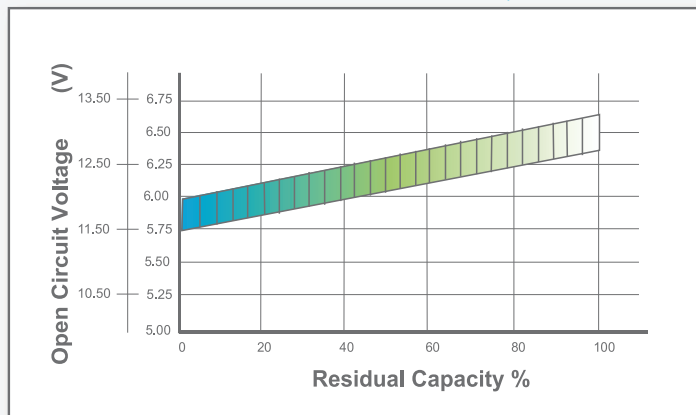
Shelf Life & Storage



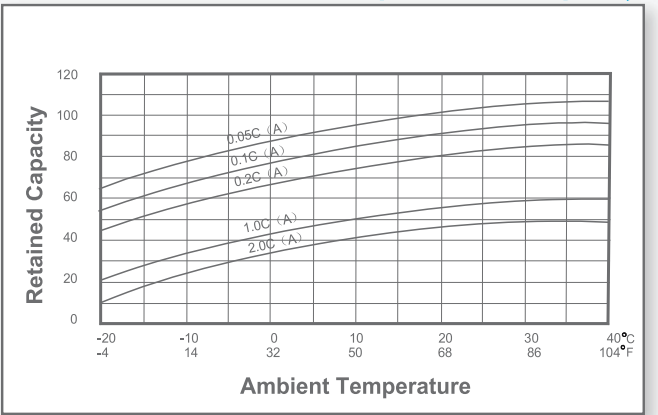
Cycle Life vs Depth of Discharge



Open Circuit Voltage vs Residual Capacity



Effect of Temperature on Capacity



Charge Current & Final Discharge Voltage

Application	Charge Voltage(V/Cell)			Max.Charge Current	Final Discharge Voltage V/Cell	Discharge Current(A)
	Temperature	Set Point	Allowable Range			
Cycle Use	25°C(77°F)	2.45	2.40~2.47	0.30C	1.75	1.70
Standby	25°C(77°F)	2.30	2.27~2.30		1.60	1.30
						0.2C>(A)
						0.2C<(A)<0.5C
						0.5C<(A)<1.0C
						(A)>1.0C